






**DIRECTIONS:** Help the penguin find his dinner!




**DIRECTIONS:** This penguin tries a funny way to learn to fly. It doesn't work very well. Cut out the pictures at the bottom of the page and put them in the correct order in the numbered boxes below.

<b>1</b>	<b>2</b>	<b>3</b>	<b>4</b>
----------	----------	----------	----------



**DIRECTIONS:** On the left side of the page are winter pictures. On the right side of the page, something has been taken out of those winter pictures. Figure out what is missing and add it into the picture. Then color the pictures.



On the back of this page, draw a picture of something you liked from the Winter Holiday Celebration laser program.

**DIRECTIONS:** Color in the boxes to find a picture you might have seen during the laser show.

Color all the numbers grey. Color all the letters blue.

A	B	C	D	E	1	F	G	H	J	K
2	L	M	N	3	4	5	P	Q	R	6
S	7	8	T	9	1	2	U	3	4	V
W	5	6	X	Y	7	Z	A	8	9	B
C	D	E	1	F	2	G	3	H	J	K
L	M	N	P	4	5	6	Q	R	S	T
U	V	W	X	Y	7	Z	A	B	C	D
E	F	G	H	8	9	1	J	K	L	M
N	P	Q	2	R	3	S	4	T	U	V
W	5	6	X	Y	7	Z	A	8	9	B
C	1	2	D	3	4	5	E	6	7	F
8	G	H	J	9	1	2	K	L	M	3
N	P	Q	R	S	4	T	U	V	W	X

What did you just make? \_\_\_\_\_

On the back of this page, draw your favorite picture from the laser show.

**DIRECTIONS:** Color the pictures that show something you would use in the winter. Draw an X through the pictures of things you would not use in the winter.

