






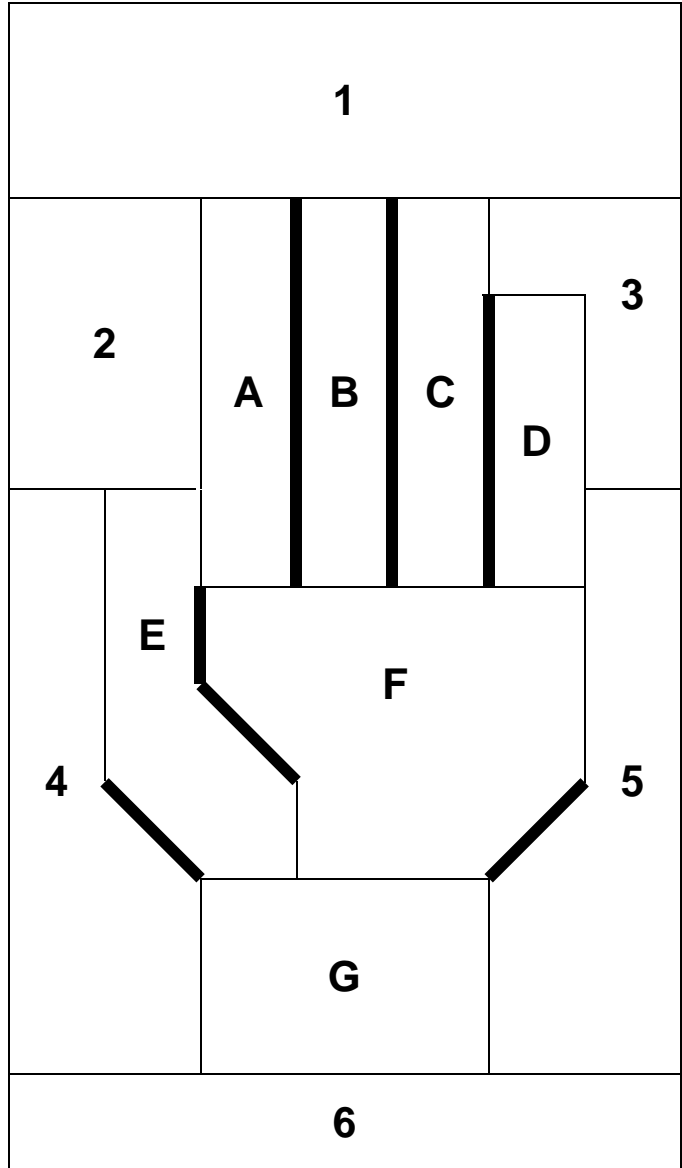
**DIRECTIONS:** Cut out the pictures on the bottom of the page. If a picture shows someone being a good team member, glue the picture in the box. If a picture shows someone being a bully, throw that picture away.



**DIRECTIONS:** Color in the spaces to find a picture of something that was used during the laser assembly.

Color the spaces with letters brown.

Color the spaces with numbers yellow.



What do you see?

\_\_\_\_\_

—


How was this used to talk during the assembly?

\_\_\_\_\_

—

On the back of this page, draw a picture showing how you could use your hands in another way to not be a bully.

**DIRECTIONS:** Connect the dots in order below.



What shape did you make? \_\_\_\_\_

Write that same word on the line below to finish the sentence.

If I am not a bully and do the right thing,

I will be an all \_\_\_\_\_.