

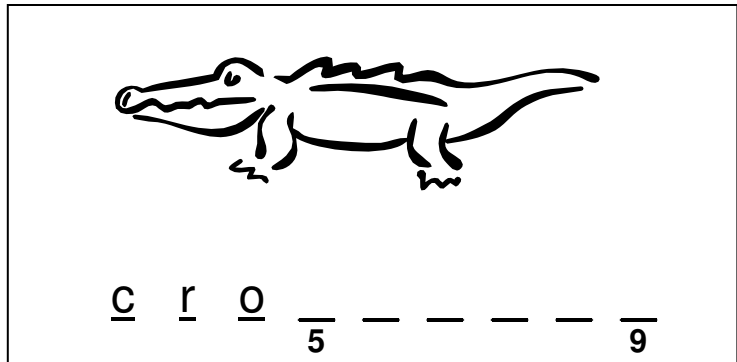
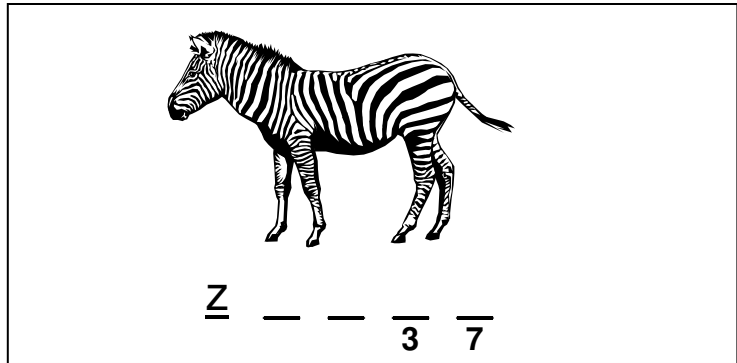



**DIRECTIONS:** Below are pictures of animals from the rainforest and the Serengeti. Write the name of each animal on the blanks. Some letters have been filled in to help you.



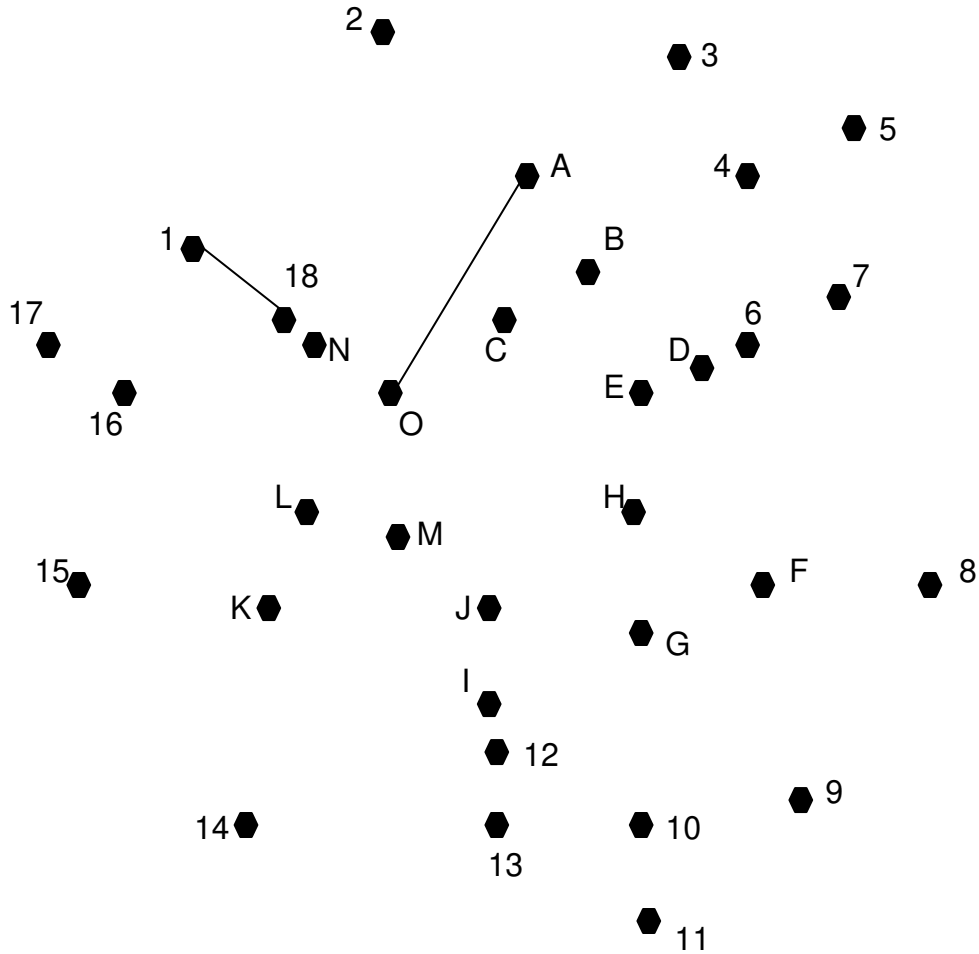
Now put the numbered letters on the blanks below to find two places we visited on our Laser Safari.

1 2 3 4 5 6 and South 7 8 9 10 11 12 13

Many people are trying to take care of the rain forest and other amazing places, but be sure to take care of your area too.

# R

---



# R

---

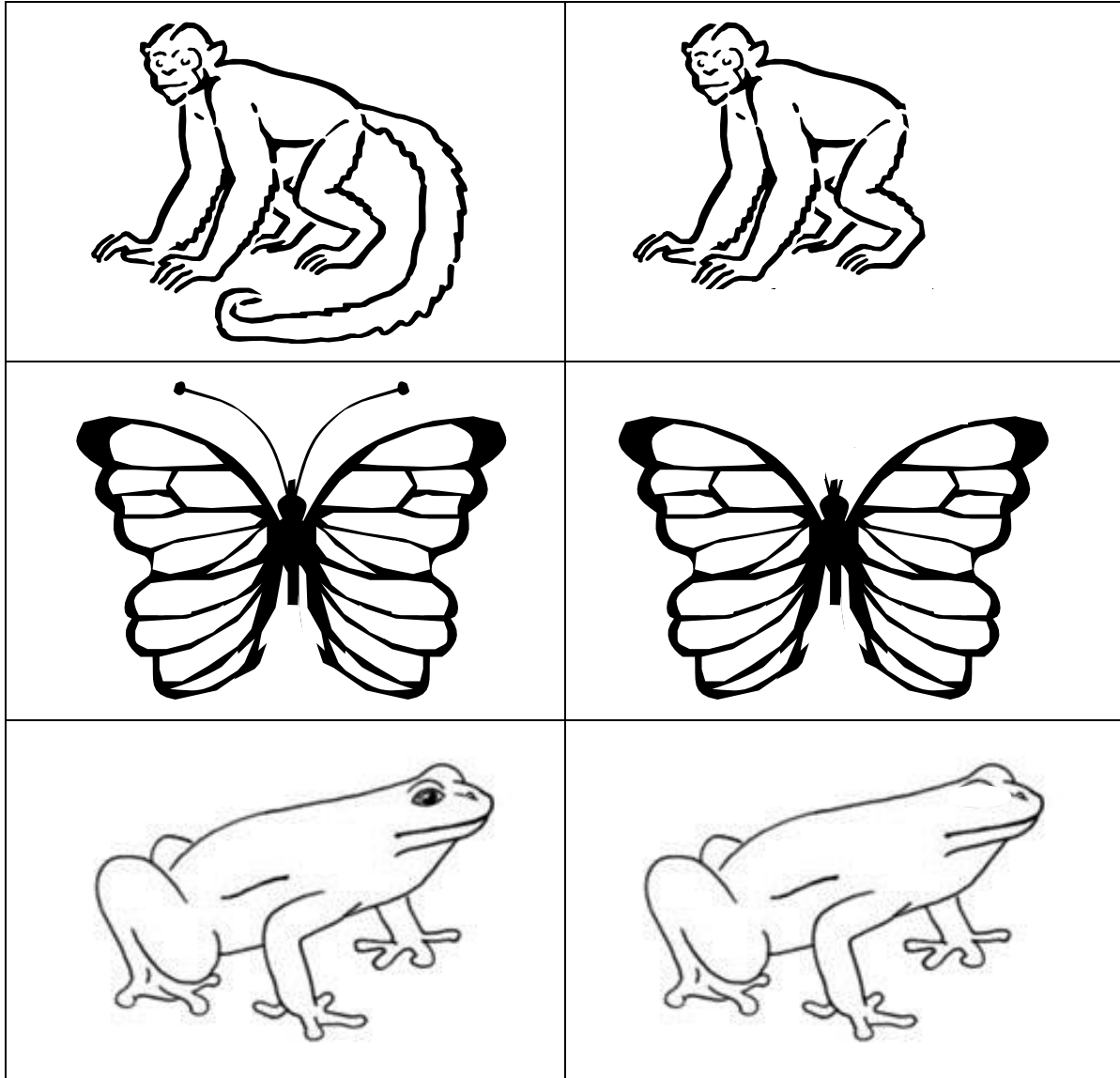
# R

---

**DIRECTIONS:** Start with the letter A and connect the dots in order, stopping with the letter O. Then start with the number 1 and connect the dots in order, stopping with the number 18. What did you just make?

Now write the words Reduce, Reuse, and Recycle on the lines with the R's. How can this help protect the rainforest, the Serengeti, and your own neighborhood? Write or draw a picture on the back of this paper of what you can do to take care of the earth.

**DIRECTIONS:** On the left side of the page are pictures of animals that live in the rainforest. On the right side of the page, something has been taken out of those pictures. Figure out what is missing and add it into the picture. Then color the pictures.



A missing piece of a picture can be fun. Anything missing from the rainforest or anyplace else, just isn't right. Help take care of the earth by protecting plants and animals in your area. Draw a picture of your favorite animal on the back of this page.

**DIRECTIONS:** Color the picture of Professor Bristlebrow .



**DIRECTIONS:** Color the recycle symbol below. Then cut it out and hang it near a garbage can to remind everyone to recycle things instead of throwing them away.

